




How to take payments online



Partner with Worldpay, the UK's No 1 Payment Provider<sup>1</sup> to start taking payments online.



Trusted by more than 250,000 customers in the UK

### Step 1

Choose your payment page


Worldpay hosted payment pages

No high level technical knowledge is required. Simply link your online shopping basket to Worldpay's secure payment pages and assure your customers that their payment is being processed by the UK's #1 payments provider.

or

Integrated payment pages

Complete payment experience sits within your website, providing you with more control and the ability to fully customise the pages.



Take credit and debit card payments online including



### Step 2

Online payments to suit your business needs



Virtual Terminal  
Accept payments over the phone

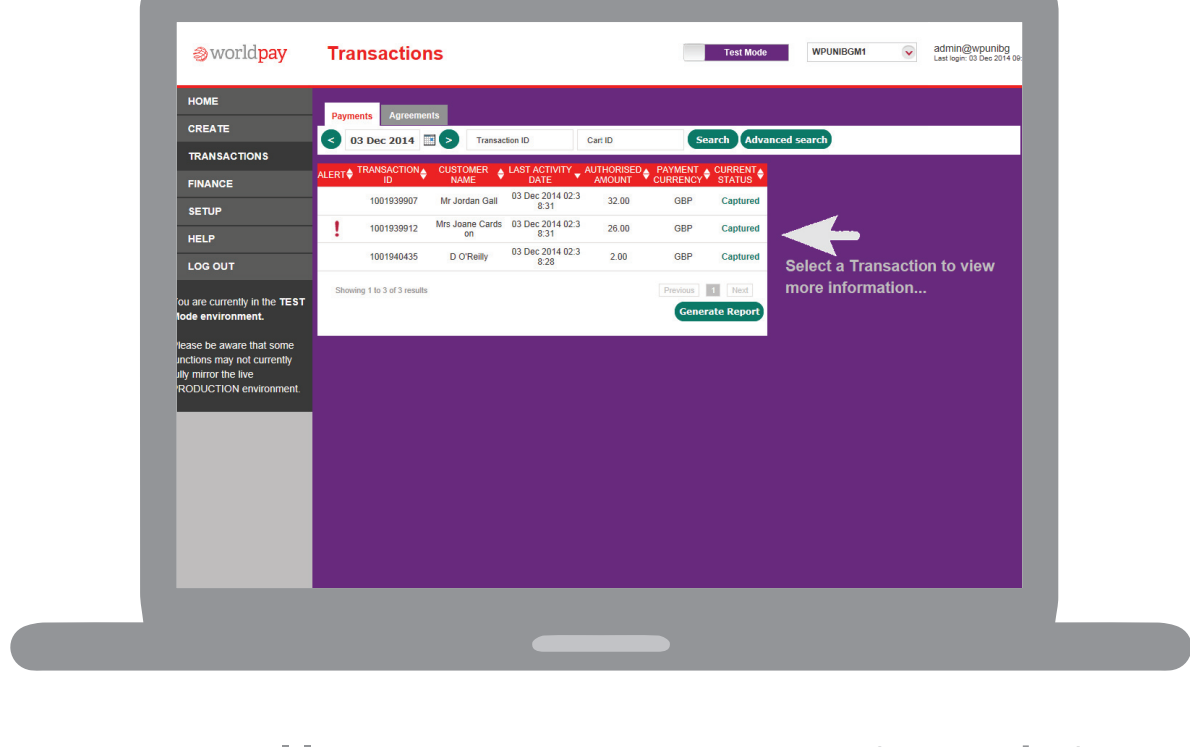


Pay by Link  
Send payments by email



### Step 3

Make sense of your transactions with Business Manager



Access all your transaction history in one simple place

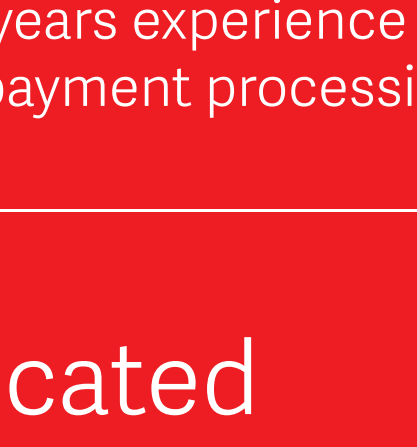


10,000 transactions processed every minute

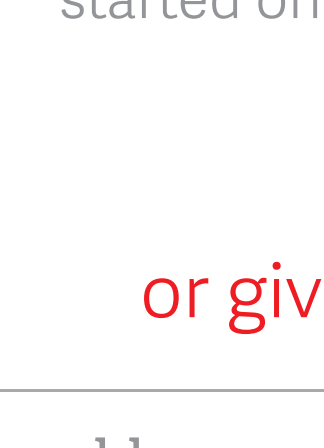
Choose from Online Payments, Virtual Terminal and Pay by Link to process your card payments.



Trusted by over 250,000 UK businesses



25+ years experience in payment processing



24/7 dedicated customer support

If you have any further questions on how to get started online or setting up your online payments with Worldpay let us know.

Visit [worldpay.com](http://worldpay.com) or give us a call on 0808 208 5177